

Chapter - 12

Sound

Multiple Choice Questions

1. Note is a sound

- (a) of mixture of several frequencies**
- (b) of mixture of two frequencies only**
- (c) of a single frequency**
- (d) always unpleasant to listen**

Soln:

Answer is (a) of mixture of several frequencies

Explanation:

Sound is a mixture of several frequency which can be produced by vibrating objects.

2. A key of a mechanical piano struck gently and then struck again but much harder this time. In the second case

- (a) sound will be louder but pitch will not be different**
- (b) sound will be louder and pitch will also be higher**
- (c) sound will be louder but pitch will be lower**
- (d) both loudness and pitch will remain unaffected**

Soln:

Answer is (a) sound will be louder but pitch will not be different

Explanation:

Pitch depend on the frequency particular key and loudness depends on force by which key is pressed.

3. In SONAR, we use

- (a) ultrasonic waves**
- (b) infrasonic waves**
- (c) radio waves**
- (d) audible sound waves**

Soln:

Answer is (a) ultrasonic waves

4. Sound travels in air if

- (a) particles of medium travel from one place to another**
- (b) there is no moisture in the atmosphere**
- (c) disturbance moves**
- (d) both particles as well as disturbance travel from one place to another.**

Soln:

Answer is (c) disturbance moves

Explanation:

Sound waves propagate by vibrating in its own position. Whereas disturbance created by vibration of particles moves from one place to another.

5. When we change feeble sound to loud sound we increase its

- (a) frequency**
- (b) amplitude**
- (c) velocity**
- (d) wavelength**

Soln:

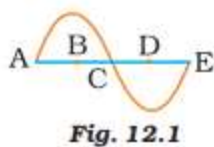
Answer is (b) amplitude

Explanation:

Loudness of sound is proportional to amplitude. When amplitude increase feeble sound change to loud sound.

6. In the curve (Fig.12.1) half the wavelength is

- (a) A B**
- (b) B D**
- (c) D E**
- (d) A E**



Soln:

Answer is (b) B D

Explanation:

Wavelength is the distance between two consecutive troughs. In the graph half the wavelength will BD.

7. Earthquake produces which kind of sound before the main shock wave begins

- (a) ultrasound**
- (b) infrasound**
- (c) audible sound**
- (d) none of the above**

Soln:

Answer is (b) infrasound

Explanation:

It is due to infrared rays few animals sense the earthquake and they behave abnormally before earthquake.

8. Infrasound can be heard by

- (a) dog
- (b) bat
- (c) rhinoceros
- (d) human beings

Soln:

Answer is (c) rhinoceros

Explanation:

Infrasound have frequency less than 20 Hz and Rhinoceroses communicate using Infrasound waves of frequency of 5 Hz hence rhinoceros is the right answer.

9. Before playing the orchestra in a musical concert, a sitarist tries to adjust the tension and pluck the string suitably. By doing so, he is adjusting

- (a) intensity of sound only
- (b) amplitude of sound only
- (c) frequency of the sitar string with the frequency of other musical instruments
- (d) loudness of sound

Soln:

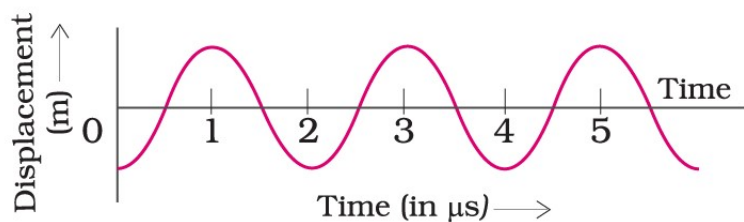
Answer is (c) frequency of the sitar string with the frequency of other musical instruments

Explanation:

Artists adjust the frequencies before beginning to play an instruments because musical instruments should be tuned in with other musical instruments to produce pleasant music.

Short Answer Questions

10. The given graph (Fig.12.2) shows the displacement versus time relation for a disturbance travelling with velocity of 1500 m s^{-1} . Calculate the wavelength of the disturbance.

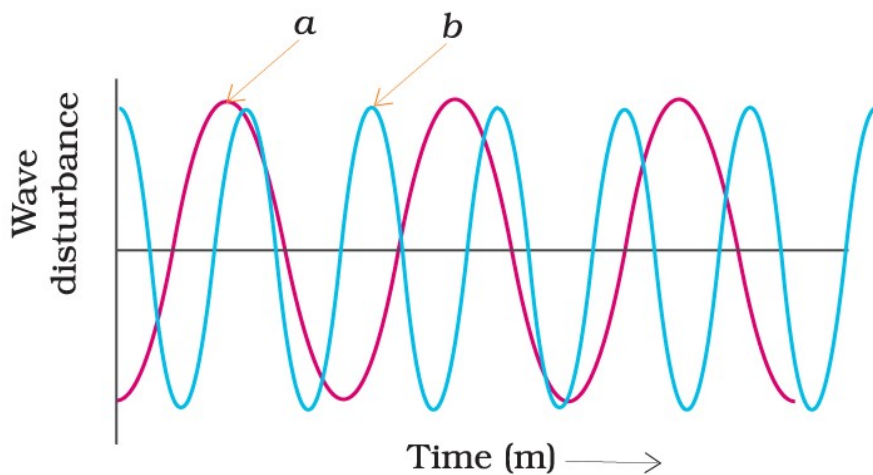


Soln: $T = 2 \times 10^{-6} \text{ s}$

$$\text{Frequency } \nu = \frac{1}{T} \\ = 10^5 \text{ Hz}$$

$$\text{Wavelength } \lambda = \frac{v}{\nu} = 5 \times 10^{-5} \text{ m}$$

11. Which of the above two graphs (a) and (b) (Fig.12.3) representing the human voice is likely to be the male voice? Give reason for your answer.



Soln:

Pitch of male voice is lighter than pitch of female hence the graph a represent male voice.

12. A girl is sitting in the middle of a park of dimension $12\text{ m} \times 12\text{ m}$. On the left side of it there is a building adjoining the park and on right side of the park, there is a road adjoining the park. A sound is produced on the road by a cracker. Is it possible for the girl to hear the echo of this sound? Explain your answer.

Soln:

Echo can be heard if the gap between the original sound and reflected sound received by the listener is around 0.1 sec.

Sound Velocity \times time interval

$$= 344 \times 0.1$$

$$= 34.4\text{ m}$$

Here sound reflects from the building and then reaches the girl which is much smaller than the required distance. Hence echo cannot be heard.

13. Why do we hear the sound produced by the humming bees while the sound of vibrations of pendulum is not heard?

Soln:

Humming bees produce the sound by beating their wings and the frequency of sound they produce will be in the range of 20Hz to 20000 Hz which is audible. On the other hand pendulum produces sound less than 20 hz which is below audible range and we don't hear the sound of pendulum vibrations.

14. If any explosion takes place at the bottom of a lake, what type of shock waves in water will take place?

Soln:

Answer is longitudinal waves

15. Sound produced by a thunderstorm is heard 10 s after the lightning is seen. Calculate the approximate distance of the thunder cloud. (Given speed of sound = 340 m s^{-1} .)

Soln:

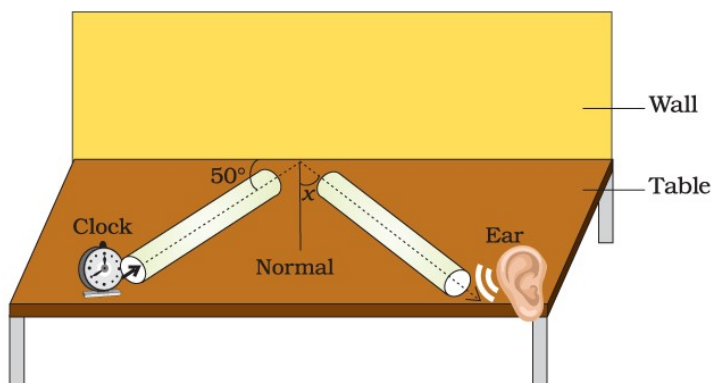
Distance = speed \times time

Here speed = 340 m s^{-1}

Time = 10s

$$= 340 \times 10 = 3400\text{ m.}$$

16. For hearing the loudest ticking sound heard by the ear, find the angle x in the Fig.12.4.



Soln:

Angle of incidence is always equal to the Angle of reflection

$$\text{Angle of Incidence} = 90^\circ - 50^\circ = 40^\circ$$

$$\text{Angle of reflection} = \text{angle of incidence} = 40^\circ$$

Hence angle x is 40°

17. Why is the ceiling and wall behind the stage of good conference halls or concert halls made curved?

Soln:

Ceiling and wall behind the stage of good conference halls or concert halls made curved to ensure the reflected sound equally to all the audience.

Long Answer Questions

18. Represent graphically by two separate diagrams in each case

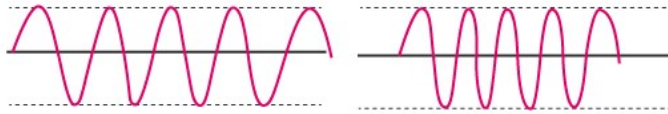
(i) Two sound waves having the same amplitude but different frequencies?

(ii) Two sound waves having the same frequency but different amplitudes.

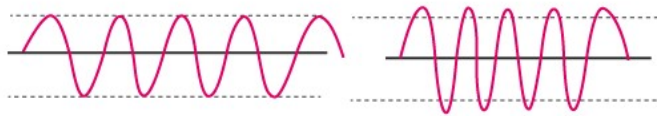
(iii) Two sound waves having different amplitudes and also different wavelengths.

Soln:

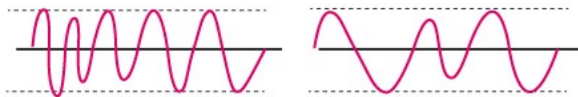
(a) Two sound waves having same amplitude but different frequencies.



(b) Two sound waves with same frequency and different amplitudes.



(c) Two sound waves having varying amplitudes and different wavelengths.



19. Establish the relationship between speed of sound, its wavelength and frequency. If velocity of sound in air is 340 m s^{-1} , calculate

(i) wavelength when frequency is 256 Hz .

(ii) frequency when wavelength is 0.85 m

Soln:

Relationship between Sound speed, wavelength and frequency

$$\text{Speed} = \frac{\text{Distance}}{\text{Time}}$$

$$V = \frac{\text{Wavelength}}{\text{Time}}$$

$$V = \text{wavelength} \times \frac{1}{\text{time}} \quad \frac{\text{Wavelength} \times 1}{\text{time}}$$

$$\text{Frequency} = \frac{1}{\text{time}}$$

$$V = \text{wavelength} \times \text{frequency}$$

$$1) \text{ Wavelength} = \frac{\text{speed}}{\text{frequency}}$$

$$= \frac{340}{256}$$

= 1.32 m

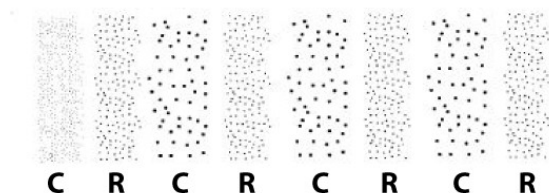
$$2) \text{ Frequency} = \text{speed} / \text{wavelength} = \frac{\text{speed}}{\text{wavelength}}$$

$$= \frac{340}{0.85}$$

= 400 HZ

20. Draw a curve showing density or pressure variations with respect to distance for a disturbance produced by sound. Mark the position of compression and rarefaction on this curve. Also define wavelengths and time period using this curve.

Soln:



Density variations



Pressure variations

